

CGTO 1H-60T-RNP-1
RS DAY OR NIGHT HAND SIGNALS







Signal	Meaning	Signal	Meaning
 <p>Raised arm with open palm facing forward</p>	I AM ALRIGHT	 <p>Both arms extended vertically over the swimmer's head with fingers interlocked.</p>	DEPLOY RESCUE SLING
 <p>Both arms extended vertically and crossed over the swimmer's head with fist clenched.</p>	DEPLOY RAFT	 <p>One arm raised and extended vertically with palm open facing forward. The other arm shall be raised so that it crosses the swimmer's head and touches the extended arm at the elbow.</p>	DEPLOY RESCUE LITTER
 <p>Hand held to ear.</p>	<p>MONITOR RADIO</p> <p>NOTE Hand signal may be given by RS or FM.</p>	 <p>Both arms raised and extended over the swimmer's head at 45° angle with the palms open facing forward.</p>	DEPLOY RESCUE BASKET

Figure FO-18 RS Day or Night Hand Signals (Sheet 1 of 2)

RS DAY OR NIGHT HAND SIGNALS



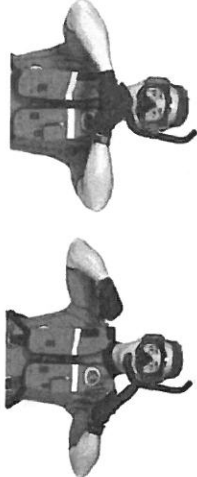

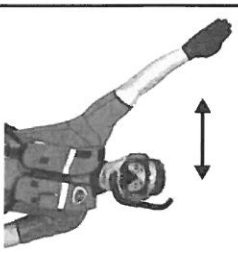
Signal	Meaning	Signal	Meaning
 <p>Raised arm with open palm. RS pumps hand back and forth towards helicopter.</p>	<p>BACK AWAY</p>	 <p>With elbow bent and fingers extended, slash throat with back and forth motion.</p>	<p>TERMINATE EVOLUTION</p> <p>NOTE</p> <p>Hand signal may be given by RS or FM if deemed necessary to terminate evolution.</p>
 <p>Grasp clenched fist and separate.</p>	<p>DISCONNECT FROM HOIST HOOK</p> <p>NOTE</p> <p>Hand signal may be given by RS or FM if deemed necessary to disconnect from hoist hook.</p> <p>NOTE</p> <p>RS shall disconnect from hook prior to giving the signal to prevent themselves from being inadvertently jerked from water.</p>	<p>Shows the standard RS day or night hand signals.</p>	



Figure FO-18 RS Day or Night Hand Signals (Sheet 2 of 2)

RS DAY HAND SIGNALS

Signal	Meaning
 <p>Raised arm, thumb up.</p>	<p>READY FOR PICKUP READY TO BE HOISTED</p>
 <p>Vigorous waving of one arm.</p>	<p>IN TROUBLE NEED ASSISTANCE (Emergency)</p>

Shows the standard RS day hand signals.




RS NIGHT/LOW VISIBILITY HAND SIGNALS

Signal	Meaning
 <p>Wave chemical light.</p>	<p>READY FOR PICKUP</p>
 <p>Strobe on.</p>	<p>IN TROUBLE NEED ASSISTANCE (Emergency)</p>

Shows the standard RS night/low visibility hand signals.




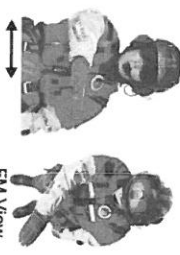
Figure FO-19 RS Day and RS Night/Low Visibility Hand Signals

RS AFTER HOOK-UP TO HOIST HOOK HAND SIGNALS

Signal	Meaning
 <p>Arm raised thumb up.</p>	READY TO BE HOISTED
 <p>Arm raised, clenched fist</p>	STOP HOISTING
 <p>Arm raised thumb down.</p>	LOWER CABLE

Shows the hand signals to be used upon initial hookup by RS or once survivor has been placed in rescue device.





RS HAND SIGNALS FOR VERTICAL SURFACE, RESCUE SLING/HARNES DEPLOYMENT, AND DIRECT DEPLOYMENT

Signal	Meaning	Signal	Meaning
 <p>Extend arm and bend elbow to touch head with open palm. FM View</p>	UP	 <p>Point in direction of desired movement. FM View</p>	MOVE IN DIRECTION INDICATED
 <p>With finger pointed down, rotate forearm in horizontal circle. FM View</p>	DOWN	 <p>Sweep horizontal using entire arm. FM View</p>	LEVEL OFF

Shows direct deployment hand signals for vertical surface or water deployment. These signals are also used while the RS is attached to the hoist cable and being delivered or recovered from water, vessel, or any solid surface.

Figure FO-20. RS After Hook-Up To Hoist Hook and RS Vertical Surface, Rescue, Sling/Harness Deployment, and Direct Deployment Hand Signals

CGTO 1H-601-RNP-1
U.S. COAST GUARD BOATCREW HAND SIGNALS

SIGNAL	MEANING	SIGNAL	MEANING
 <p>RIGHT ARM HELD LEVEL WITH SHOULDER, THUMB UP.</p>	<p>READY TO PROCEED</p>	 <p>ETHER ARM AND HAND LEVEL WITH SHOULDER, HAND MOVING ACROSS THROAT, PALM DOWNWARD, THE HAND IS MOVED SIDEWAYS WITH THE ARM REMAINING BENT.</p>	<p>INTENTION TO JETTISON DEVICE</p>
 <p>VIGOROUS WAVING OF RIGHT ARM.</p>	<p>UNSAFE CONDITION</p>	 <p>RIGHT ARM HELD VERTICALLY, WITH FIST CLENCHED.</p>	<p>NOT READY</p>

11/03/01 10:35:58

Figure FO-21. Boat Crew Hand Signals

FP-47/(FP-48 blank)